


New Temp Star Furnace & AC Project



The old furnace was at the end of the house behind the louvered door



The 28 year old furnace was replaced in 2009



The New Temp Star Furnace was also centrally located in the basement

This is just under the stairs.



I also had to relocate the hot water heater



This is the main heat run that had to be pulled back in to the crawlspace




This is where the plenum will be tied in to



I had to pull all new cold air returns. The old furnace had only one cold air return in the upstairs hallway, not very efficient circulation



I also added an air splitter in the main heat run





Also incorporated an electrostatic air cleaner in the return




The finished furnace



The last part was the new doors to enclose the system



It was all controlled by a new Honeywell thermostat



The outdoor condenser was the last part for the AC

